

Libby Ebooks & Audiobooks: Getting Started

This document will provide step-by-step instructions to help you navigate through setting up your device in order to be able to check out digital materials from the library.

Step 1: Install the Libby App on your device.

- Go to the app store on your device:

Google Play



App Store



Microsoft Store



- Search in store for “Libby.”
- Click the icon that looks like this:
- Then click the “Get” or “Install” button



Step 2: Locate the Libby App and click to open it.

Step 3: Now you’ll need to enter your library card information.
Click “Yes”




Welcome! Thousands of public libraries offer ebooks and audiobooks (for free!) in Libby. Let me ask you a few questions, to guide you to your library.

First question: do you have a **library card**?

Yes Not Yet

Step 4: Click on the middle option: “I’ll Search For A Library”

[BACK](#)



Okay! If you have Libby on another device, you should simply copy your cards across.

[Copy From My Other Device](#)

Otherwise, you can look up your library by name or location.

I’ll Search For A Library


Of course, there’s an easy way. Shall I **guess your library**?

[Yes, Guess My Library](#)

Step 5: Search for Catoosa Library

- Enter “Catoosa” in the search box
- Click “OK Virtual Library” when it Appears in the list

[BACK](#)



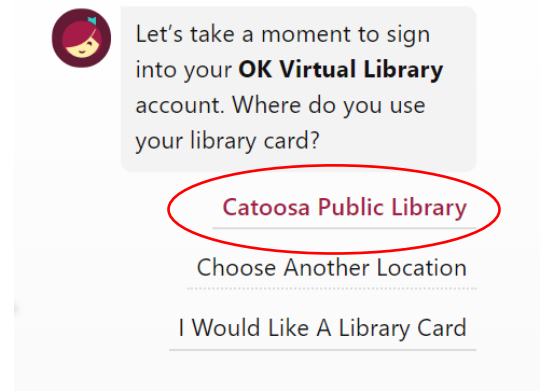
You can search for your library by name or branch location.

MATCHING LIBRARIES

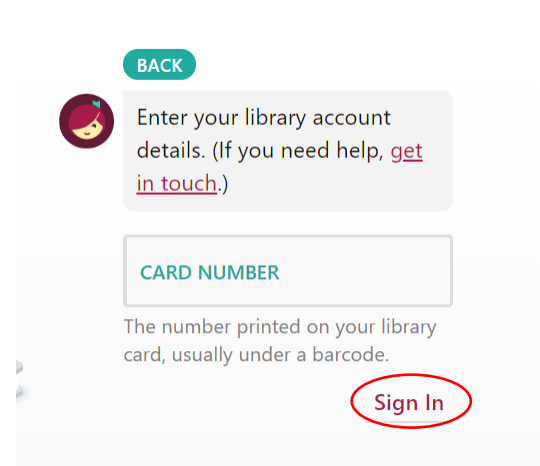
OK Virtual Library
Catoosa Public Library
105 E Oak
Catoosa, Oklahoma, USA
+ 94 MORE BRANCHES

Georgia Download Destination
Catoosa County Library System
108 Catoosa Circle
Ringgold, Georgia, USA
+ 68 MORE BRANCHES

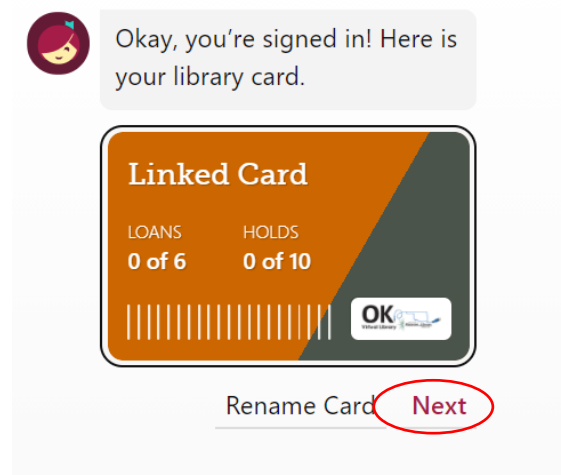
Step 6: Select Catoosa Public Library from the list



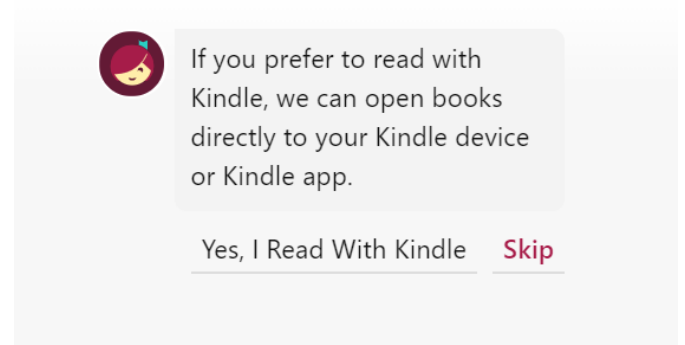
Step 7: Enter your full card Number in the box and then click "Sign In."



Step 8: Click "Next"



Step 9: Click “Skip” here. You will read your book in the Libby app.



You are now logged in and can search for ebooks and audiobooks, put items on hold, or create a wish list of items that you want to remember later.